Class Settings

For more information, go to **help.classwize.net**

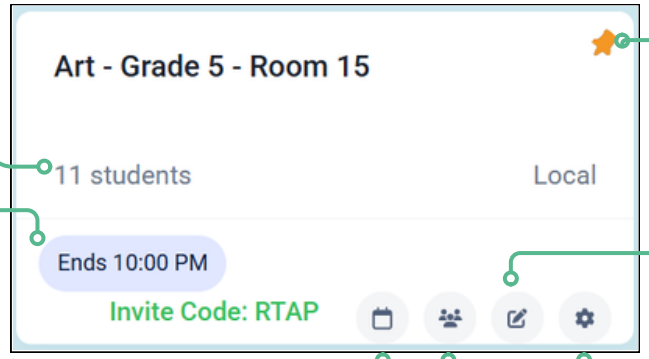

Head Count
The number of students in the class.

Duration
Shows when the class ends. You can adjust the duration of unscheduled classes by selecting the Duration button, while scheduled classes can only be changed in Class Settings.

Pin/Unpin Class
Select Pin Class to pin the class to the top of the My Classes Dashboard. Deselect to unpin the class.

Rename Class
Change the name of the class. You can use up to 50 characters including capital and lower case letters, numbers, special characters and spaces.

Modify Students
Add or remove students from your class. Any changes you make to a Synced class will be reset the next time Classwize syncs with Linewize Filter.

Class Settings
Add or remove teachers, create Invitation Codes. You can also delete your class.
Any changes you make to a Synced class will be reset the next time Classwize syncs with Linewize Filter.

Scheduling
Select Add Schedule to add a weekly schedule. Classwize will automatically start and end these classes for you.

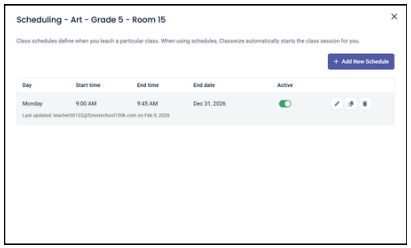

Teachers
Enter and select the names of teachers to add them to the class.

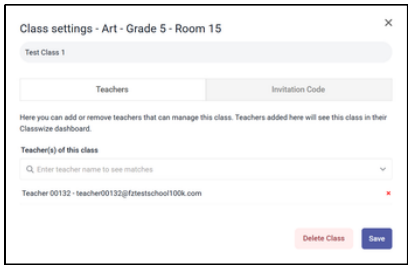
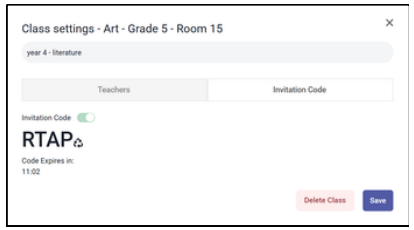
Invitation Code
Toggle on Invitation Code to create Invitation Codes that students can use to join the class.