

# Classwize Quick Guide

## Classroom

For more information, go to [help.classwize.net](https://help.classwize.net)



### Class Name

The name of the class from your School Information System (SIS), the name you gave to a Local class or a renamed synced class.

### Courses

A series of online courses designed to build resilience, promote self-regulation and develop essential online safety skills, that help students to grow and thrive in the digital world.

### Status and End Time

The green dot indicates the class is in session, while the time shows when the class ends.

### Send Feedback

Send feedback and suggestions to Linewize for improvement.

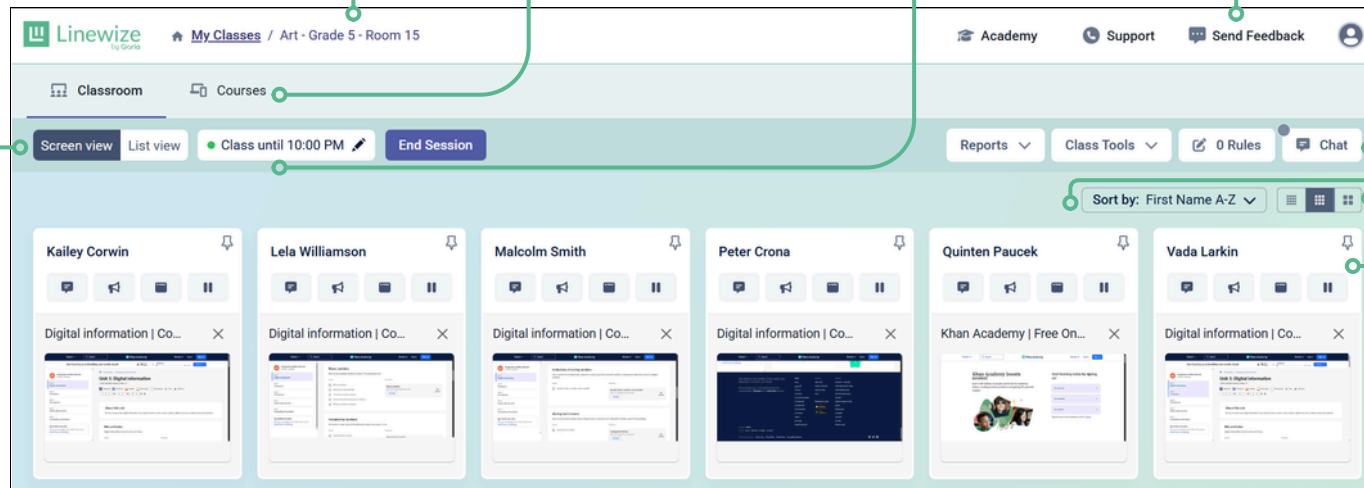
### Class Toolbar

Access reports, classroom management tools, filtering rules, and chat messaging.

### View Format

Displays the sites and apps that are open on a student's device.

Toggle between a thumbnail image of the students' devices (Screen View) and the names of tabs or windows (List View).



### Sort By

Sort your students alphabetically by First or Last Name.

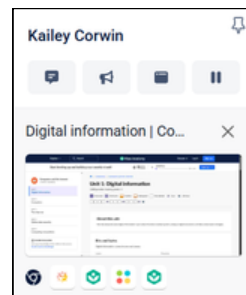
### Zoom Layout

Resize student tiles to show more or fewer student tiles on your screen.

### Screen View

On **Connect for Chrome** and **Companion Mode**, see the browser updated when the user changes tabs or every 10 seconds.

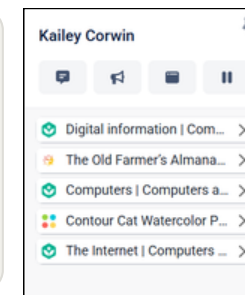
On **Connect for Windows** and **macOS**, see the entire desktop updated every 10 seconds. Select the thumbnail to open the activity in Live View.



### List View

On **Connect for Chrome** and **Companion Mode**, select to see a list of the open tabs. Select the X to close a tab.

On **Connect for Windows** or **macOS**, select the title to open the activity in Live View.



### Pin/Unpin Student

Pin the student to the top of your Classroom.